



How to use the PIG® SUMP SKIMMER

PIG® Sump Skimmers remove oily contaminants from water in sumps. Attach a rope to lower and raise Skimmer from the water's surface.

Follow these easy steps to assure maximum effectiveness:

1. Choose the size that best suits your needs.

PIG® Sump Skimmers come in two diameters: 3" x 18" • 8" x 18".

2. Attach rope to loop in Skimmer.

Choose a length that will let you lower sock to surface of water in sump and raise it after saturation.

3. Place Skimmer in sump.

Let it float on water while absorbing oily contaminants. As the Skimmer absorbs, it gradually floats lower in the water. Oil is pulled into fresh absorbent.

4. Replace as necessary.

When completely saturated, the Skimmer bobs at the water's surface. Just pull it out with your rope.

5. Dispose of Skimmer properly.




WHERE TO USE

- Sumps
- Bilges
- Sludge Tanks
- Sludge Ponds


Other PIG® products for you

Block, contain, absorb oils from water




High volume SPAGHETTI booms

Absorbs oil repels water:



Skimming PIG® mat sheets and rolls

Contingency Planner's Dream:



Spill Kit for accidental spills

You want to know more about these products?

GREAT! Just call our toll-free number and we'll send you a FREE PIGALOG® catalog filled with information on all PIG® products.

In North America Phone:

1-800-HOT-HOGS®
www.newpig.com

New Pig • One Pork Ave.
Tipton, PA 16684-0304

