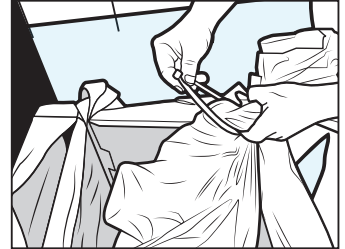
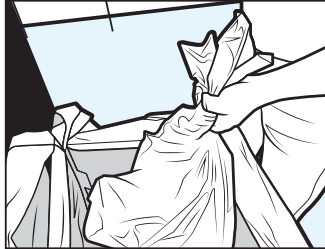


# PIG UN Rated Waste Container

## Closure Instructions


### Step 1

Gather the top of the inner liner, twist closed and secure with the provided tie.



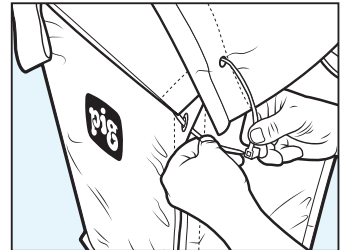
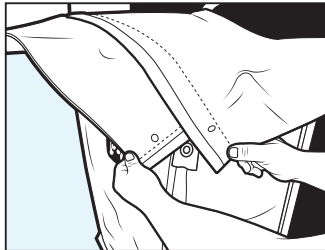
### Step 2

Fold attached flaps over top of each other.



### Step 3

Secure flaps using provided ties to the grommets found in each corner of the container.



**TRANSPORT NOTICE: CONTAINER IS DESIGNED FOR SHIPPING OF SOLID MATERIALS ONLY  
DO NOT EXCEED RECOMMENDED WORKING LOAD LIMIT!**

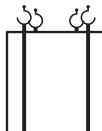
## MATERIAL HANDLING INSTRUCTIONS FOR L/S STYLE CONTAINERS

**IMPORTANT NOTICE FOR CONTAINERS WITH TOP LIFTING DEVICES:  
ALWAYS LIFT VERTICALLY USING ALL FOUR LIFT STRAPS**

### FORK LIFT



### CRANE



### RIGHTING



Lifting fallen containers should be done with an eye-and-eye sling, or an endless sling threaded through all four loops. When righting the bag be sure that the sling loops are lower than the bag loops. Lift by both eyes or one eye using choker technique.



**New Pig**

One Pork Avenue  
Tipton, PA 16684-0304

[newpig.com](http://newpig.com)

North America: **1-800-468-4647**

Europe: **+31 (0)76 596 92 50**

China: **+86-21-400 921 5178**

UK: **0800 919 900**

Outside North America: **+1-814-684-0101**

PIG, PIG logo are registered trademarks in USA and other countries. See [tm.newpig.com](http://tm.newpig.com)

502619 / 356980