

# PIG Message Mat, Signs and Markers for Carpet Only

## Care and Maintenance

### Installation

**!** NOTE: Apply message mat, signs and markers to carpeted surfaces only.

Vacuum the base carpet thoroughly to remove dirt and debris so the floor mats/markers will properly adhere. Peel off the backing paper and press into place. Smooth the entire surface to ensure good adhesion.

### Cleaning

Vacuum daily, particularly in high-traffic areas, to remove dry soils and debris. (fig. A)

Spot clean spills and stains as they occur.

Deep clean with a rug scrubber or carpet extractor (fig. B) if vacuuming fails to remove stains or grime. Use clean, hot water or the recommended carpet cleaner for your machine. If using a mop, simply wet with clean, hot water and extract the water and soil with a shop vac. Always remove excess water to prevent loosened soils from resettling into the surface.

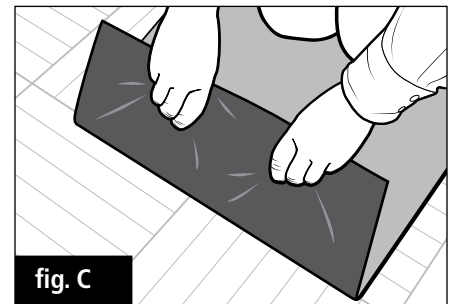
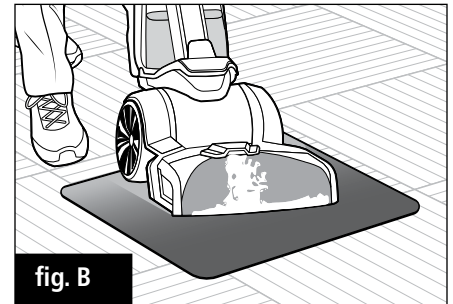
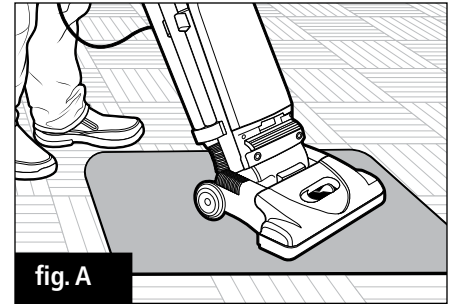
### Removal & Changeouts

Replace when obvious wear is apparent or the bond with base carpet weakens.

To remove mats/markers, peel back a corner and pull up.

To remove a longer runner (fig. C), peel back until you can grasp it with both hands or use the Removal Tool (GRP020) to provide an extra-firm grip. Pull up in a smooth, continuous motion, inching backwards as you go. For long lengths, fold or roll the runner as you remove it.

Deep clean the base carpet before reinstalling.



New Pig Message Mats, Signs and Markers are formulated to work with most common commercial carpet surfaces but are not intended for use on non-carpeted or residential surfaces. All adhesive mats have some potential to leave residue, can lift from the surface, or may cause some discoloration depending on the amount of foot traffic and the condition and age of the carpet underneath the runner. If you have questions about the suitability of the New Pig Message Mats, Signs and Markers for your application, test a small piece in a discrete or non-critical area before use. New Pig Message Mats, Signs and Markers should be replaced if they show signs of wear or damage or lifting and should always be changed out before 3 months of use.

CUSTOMER ASSUMES THE RISK THAT A NEW PIG ADHESIVE-BACKED MAT MAY DAMAGE OR ALTER CUSTOMER'S EXISTING FLOORING OR FLOOR COVERING. NEW PIG PROVIDES NO WARRANTY OF FITNESS FOR A PARTICULAR PURPOSE AND NO WARRANTY THAT THE USE OF AN ADHESIVE-BACKED MAT WILL BE ACCEPTABLE FOR USE IN THE CUSTOMER'S FACILITY. NEW PIG SHALL HAVE NO RESPONSIBILITY FOR, AND CUSTOMER HEREBY RELEASES AND DISCHARGES NEW PIG FROM, ANY DIRECT, INDIRECT, INCIDENTAL OR CONSEQUENTIAL DAMAGES TO CUSTOMER'S FLOORS, FLOORING MATERIAL, OR ANY OTHER SURFACES IN CUSTOMER'S FACILITY. CUSTOMER IS SOLELY RESPONSIBLE FOR



**New Pig**

One Pork Avenue  
Tipton, PA 16684-0304

**newpig.com**

North America: **1-800-468-4647**

Europe: **+31 (0)76 596 92 50**

China: **+86-21-400 921 5178**

PIG, PIG logo are registered trademarks in USA and other countries. See [tm.newpig.com](http://tm.newpig.com)

UK: **0800 919 900**

Outside North America: **+1-814-684-0101**

360583/166098