




Absorbent Combo Spill Kit Instructions

IMPORTANT: THIS SPILL KIT INCLUDES TWO TYPES OF PIG MAT

UNIVERSAL (gray) absorbs oils, coolants, solvents and water; **OIL-ONLY** (white) absorbs oils and fuels but repels water.

1 PROTECT

- Evacuate nonessential personnel
- Assess the spill and identify the liquid
- Choose the proper protective clothing and equipment to safely respond



2 CONFINE


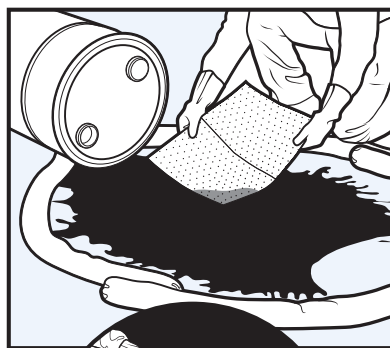
- Confine the spill using PIG Absorbent Socks
- Overlap sock ends several inches to prevent liquid from breaking through
- Use multiple layers of socks if the liquid flow is heavy or terrain is uneven or sloped



NOTE: Socks should be used on land only. Not for use on water.

3 CLEAN UP

- Clean up the confined liquids with the appropriate mats (details above)
- Place the absorbent mats starting from the outside of the spill inward
- Use mats for quick absorbency, maximum coverage or to wipe up any residue



Oil-only absorbents float on water and work outdoors in the rain

4 DISPOSE

- Place saturated absorbents in the yellow temporary disposal bags and close them with plastic ties

