

# PIG Surgical Floor Skimmer

This report is offered as a guide and was developed from information which, to the best of New Pig's knowledge, was reliable and accurate. Due to variables and conditions of application beyond New Pig's control, none of the data shown in this guide is to be construed as a guarantee, expressed or implied. New Pig assumes no responsibility, obligation, or liability in conjunction with the use or misuse of the information.



**New Pig**

One Pork Avenue  
Tipton, PA 16684-0304

**newpig.com**

North America: **1-800-468-4647**

Europe: **+31 (0)76 596 92 50**

China: **+86-21-400 921 5178**

UK: **0800 919 900**

Outside North America: **+1-814-684-0101**

PIG, PIG logo are registered trademarks in USA and other countries. See [tm.newpig.com](http://tm.newpig.com)

166146 / 364759

# PIG Surgical Floor Skimmer

**Collects and extracts fluid like blood and saline for safe and dry O.R. floors.**

## Features / Benefits:

- **Shaped for efficiency** — captures liquids from all angles during high fluid surgeries for fast, easy cleanup
- **High-absorbency wicking pad** — proprietary bottom wicking pad removes 60 liters per hour of blood, saline and other fluids
- **Easy-slide floor pad** — easily reposition with your foot; keeps arms and hands free
- **Safe, dry floors** — helps maintain clean and dry O.R. floors to prevent risk of slips, trips and falls
- **Low-profile design** — it's so thin, the surgeon will never know it's there
- **Silent suction** — helps keep the operating room quiet
- **12-foot suction tubing** — long tubing length allows access to all areas around the O.R. table (included with HC200)



9" x 9" Footprint



Bottom Wicking Pad

## PIG® Surgical Floor Skimmer

Item #	Description
HC200	10 Skimmers w/tubing
HC201	20 Skimmers

**NOTE:** PIG Surgical Floor Skimmers are designed for one-time use. Please dispose of properly.

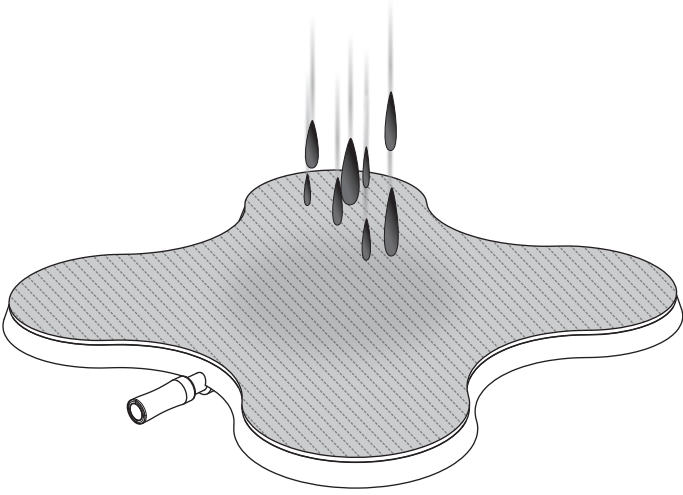
[Flip over for instructions >](#)



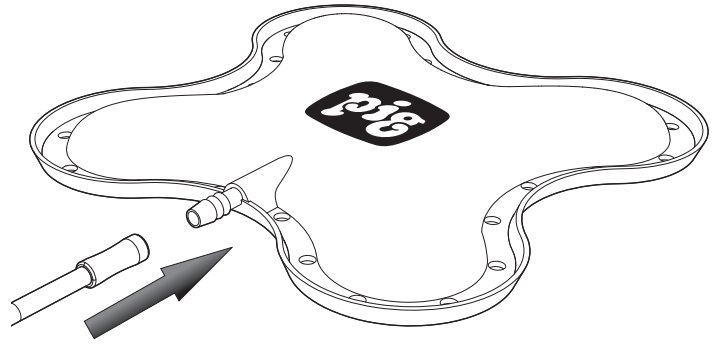
**New Pig**

## HOW TO USE

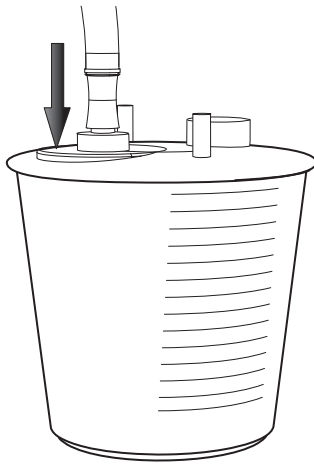
# PIG Surgical Floor Skimmer




- 1.** Wet entire surface of bottom pad before use.



- 2.** Securely attach either end of suction tubing to barb fitting.



- 3.** Securely connect the other end of tubing to your fluid collection canister. Turn on your vacuum source when ready.



- 4.** Place skimmer wherever fluids are puddling — before, during or after a procedure.

**NOTE:** PIG Surgical Floor Skimmers are designed for one-time use. Please dispose of properly.



**New Pig**

[Flip over for product details >](#)