

Complement your floor safety program with our simple 3-step system.

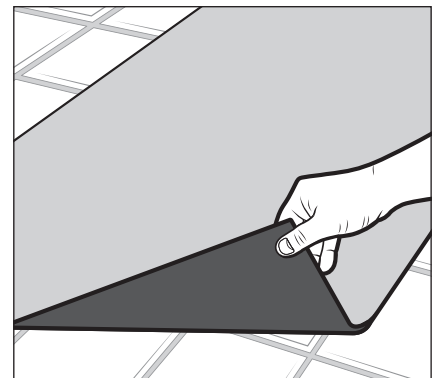

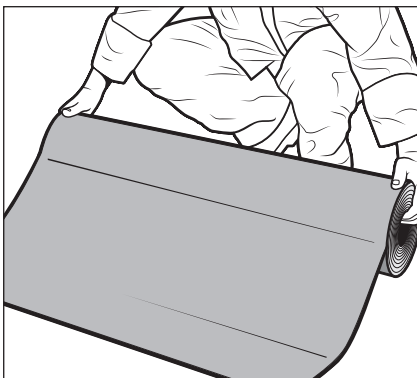
Using Grippy Mat to trap dirt and moisture while eliminating slip and trip hazards is easy — but you can't stop there. Our **3-step Grippy Mat System** will help you keep your floors clean and safe and your Grippy Mats performing as they should.

Grippy Mat System = Best Management Practice for Safe Floors

Following the Grippy Mat System is the simplest way to implement your new process as a Best Management Practice — whether you're launching it in one facility or multiple locations.

The **Grippy Resource Center** (see page 19) is loaded with information to help you set up your system and determine:

- Where your slip risk zones are and the coverage each requires
- How to clean your Grippy Mats and integrate them into your current maintenance routine
- How often you should inspect your mats, what to look for and when to change them



1 PLACE MATS

- Determine where your slip risk zones are
- Place the proper Grippy Mat coverage in each zone
- Mats in high-traffic risk zones may need to be replaced more often

2 CLEAN & MAINTAIN

- Schedule how and when your Grippy Mats will be cleaned
- Follow best practices for removing excess water and stubborn stains from your mats

3 INSPECT & EVALUATE

- Check your Grippy Mats for wear and tear and document recurring problems
- Communicate and follow best practices for correcting these problems
- Schedule mat changeouts based on your inspections

PIG GRIPPY MAT SYSTEM BENEFITS



CREATES SAFE FLOORS

- Stays exactly where you put it 24/7 for up to 3 months — no more rippling, shifting or flipping over that causes slips and trips
- Can be cut into any size or shape to provide coverage anywhere you need it



ENHANCES APPEARANCE

- Traps 85% of dirt at the door to prevent it from being tracked in
- Lets you create sufficient walk-offs with no gaps, ripples or overlaps
- Colors and textures to complement any decor



IMPROVES CLEANING EFFICIENCIES

- Streamlines maintenance by allowing you to clean the floor with mats in place
- Eliminates wasted time and labor straightening mats or moving them for floor cleaning



REDUCES COSTS AND INCIDENTS

- Eliminates wasted time and labor; cuts cleaning costs
- Reduces workers' comp and liability incidents that lead to expensive claims
- Can save up to 50% over rental contracts



These benefits are just the beginning when you implement the Grippy Mat System. You also get a **Partner for Life**: Our **Floor Safety Experts** are here to help you, the online **Grippy Resource Center** (www.newpig.com/grippyinfo) is available 24/7 and every roll of Grippy Mat you buy is backed by our **100% No Guff Guarantee**.®

Customers give Grippy Mat two thumbs up!

Best In the Business

"We purchased Grippy Floor Mat to assist our commercially laundered 'entry way floor mats' after we had a pretty significant accident this winter. It captures all of the watery mess and we have not had one slip, trip or fall since this product has been put in place."

— **Brandon, Grippy Floor Mat Customer**

Awesome!

"Grippy Adhesive-Backed Floor Mat is the best thing since sliced bread. We use it daily at our production facility and it has improved housekeeping and slip or fall near misses. Great tool for the busy work environment."

— **Phillip, Grippy Floor Mat Customer**

SAFE Matting System

"I can't express how amazing this product is. It goes down easily and stays down perfectly, creating a SAFE environment. Love the Berber carpeting for our main entrances to ER, Clinic, Cancer Center and Hospital."

— **Candy, Grippy Carpeted Mat Customer**

Part of the world's only full line of adhesive-backed mats.



New Pig

One Pork Avenue
Tipton, PA 16684-0304

1-855-474-7791 • grippymat.com