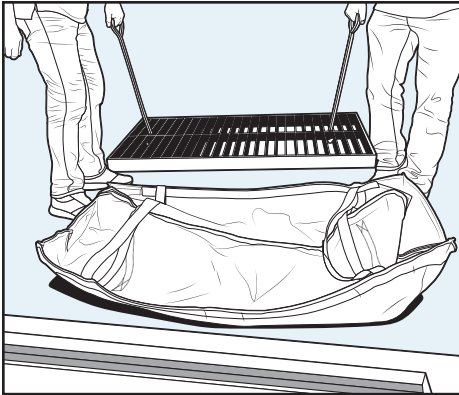
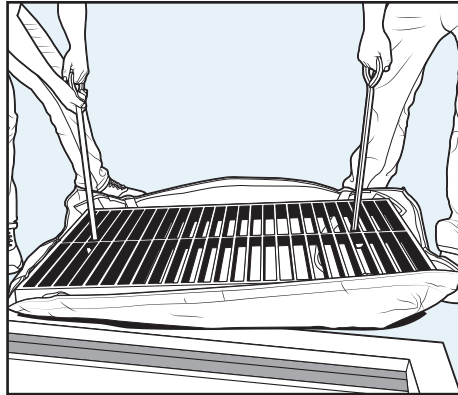


PIG Sediment Drain Filter

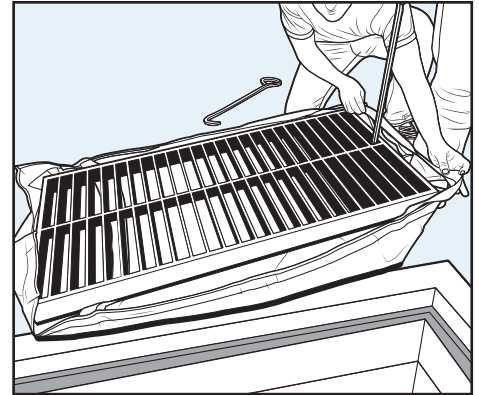
Instructions



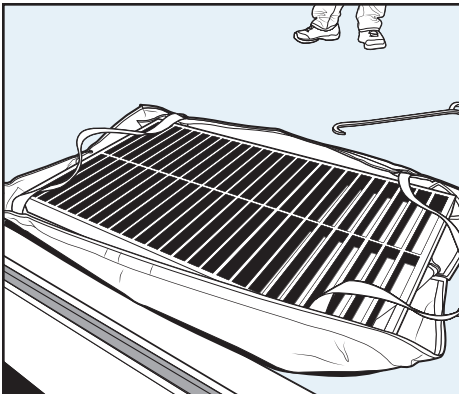
1. Open the sediment drain filter bag. Place the grate into the bag.



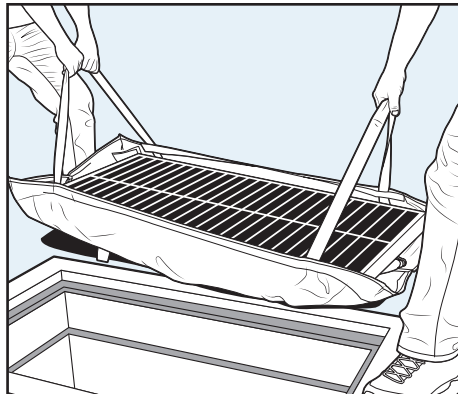
2. Nestle the corners of the grate into the double-walled corners of the bag.



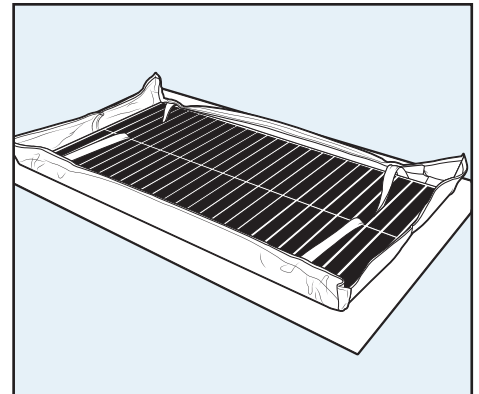
3. Loop the lifting straps over the grate ends.



4. Check that both straps are over the grate ends and that grate corners are nestled into the double-walled corners.



5. Lift grate by the lifting straps.



6. Drop grate into the drain hole and tuck the straps into the grate.

Maintenance

Remove sediment and debris from around the filter after each storm event.

Check the filter bag at regular intervals and after storm events. Empty the bag if it is over $\frac{1}{3}$ full of sediment.

To empty, use the straps to easily lift the drain filter bag and grate out of the inlet.

Replace additional absorbents when they're near full saturation.



New Pig

One Pork Avenue
Tipton, PA 16684-0304

newpig.com

North America: **1-800-468-4647**

Europe: **+31 (0)76 596 92 50**

China: **+86-21-400 921 5178**

PIG, PIG logo are registered trademarks in USA and other countries. See tm.newpig.com

UK: **0800 919 900**

Outside North America: **+1-814-684-0101**

502947 / 361487