

Entrance & Floor Care Guide: Wet Conditions

Wet conditions can wreak havoc on your floor safety program, especially when excessive water, rain, snow or slush are being tracked into your facility. Follow these best practices for maintaining your Grippy Mats to help you keep your floors clean, dry and safe.




Plan ahead.

The best way to handle wet conditions is to create a plan that lays out the steps for managing water on your floor.

First, determine the areas you'll need to watch and how often you'll need to check them. Then, make it someone's job to do it.

Next, gather the equipment you'll need.

Finally, be vigilant about keeping your floor dry with a dry mop, wet vac and blower.

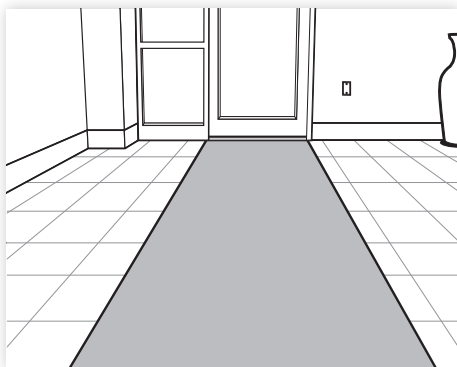


Keep it clear.

If you're in a snowy area, clearing the walkways of snow, ice and slush won't just stop slips and falls outdoors, it will keep the mess from being carried in on people's boots and shoes.

Shopping carts also track in the mess on their wheels, so keep your parking lot as clean as possible.

Make sure to stock up with ice melt to keep your walkways safe in freezing temps.



Size matters.

Coverage is key to a safe walking surface. Use longer runs or wider widths of Grippy Mat at entrances to capture water that tracks in.

Watch for traffic patterns and make sure you put down adequate walk-off in all directions — usually 10'–15' or enough for six steps.

Consider heavyweight mats for your wettest periods. It absorbs 70% more to provide extra capacity for heavy saturation.



Grab a mop.

If you're not dealing with extreme conditions, you can use a dry mop to remove moisture and keep the floor dry.

Grippy Mat's low profile lets you easily mop back and forth across the mat and back to the floor without hangups.

Wet Floor Checklist

Getting your wet floor plan together? Use this list to make sure you have everything covered.

Locations

- Entrances
- Service Counters
- Customer Stopping Points
- Halls/Aisles
- Warehouse
- Loading Dock
- Garage

Other

- _____
- _____
- _____

Equipment Needed

- PIG Grippy Mat
- Clean, Dry Mop
- Wet-Vac
- Rug Doctor®/ Carpet Extractor
- Floor Blowers
- Wet Floor Signs

Inspection Schedule

Once you know what areas you need to watch, schedule periodic inspections and make it someone's job to check the floor.

- Entrances _____
- Service Counters _____
- Stopping Points _____
- Halls/Aisles _____
- Warehouse _____
- Loading Dock _____
- Garage _____
- Other _____



Suck it up.

Forget about dragging wet rugs out of the way. You'll never have to put down a new piece of Grippy Mat during wet weather.

If your mats become saturated or start puddling on the surface, use a wet-vac, Rug Doctor® or extractor to remove the absorbed water. And the best part? Your mats will stay put while you vacuum.



Blow 'em dry.

A well-placed blower can make a big difference in reducing drying times.

A fully saturated mat dries in less than five hours, but a good blower will speed up evaporation.



Keep 'em clean.

Regular vacuuming and deep cleaning will remove dirt and keep your Grippy Mats performing at their best.

In snowy areas where salt is tracked in, vacuum the dry residue before mopping or scrubbing.

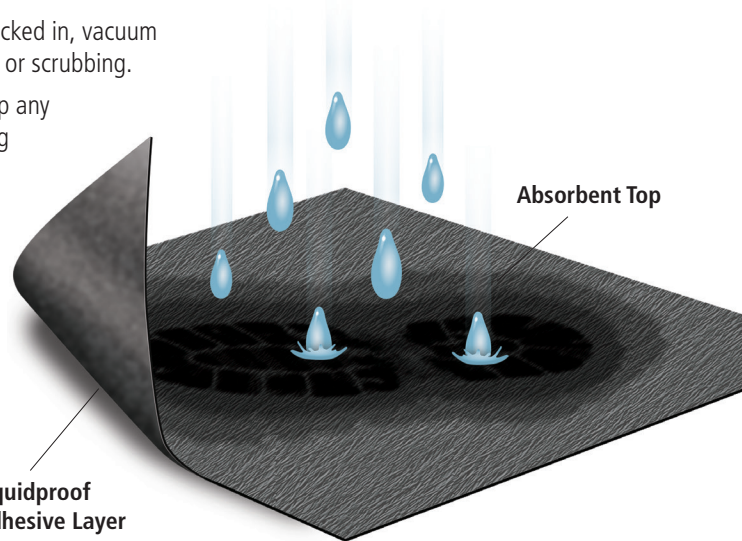
Wet vac excess moisture to keep any remaining salt from redepositing on the mat.

The only adhesive-backed mats made with P53® Adhesive.

- Our exclusive P53 Adhesive is formulated to perform in the wettest conditions and will never disintegrate, delaminate or leave a goopy mess to clean up
- Proven stick-and-release technology keeps mat in place without shifting but pulls up easily without leaving residue
- The only adhesive that stands up to heavy traffic and deep cleaning with a mop, floor scrubber or carpet extractor

“Can you really scrub right over the mat?”
Yes you can!

PIG Grippy Mat is made to stay put so you can clean it in place with the rest of your floor! Sweep it. Mop it. Vacuum it. Wet-vac it. Use a Rug Doctor® or extractor. And yes, run your floor scrubber over it.



Part of the world's only full line of adhesive-backed mats.



New Pig

One Pork Avenue
Tipton, PA 16684-0304

1-855-474-7791 • grippymat.com