

PIG Aerosol Can Recycler

Instructions

Puncture Pin Maintenance

1. To clean or replace puncture pin, remove bridge pin and large clevis pin at uppermost point of handle. Entire handle mechanism and puncture pin can be removed. **(fig. 1)**
2. Remove bridge pin and small clevis pin to detach pin from handle linkage arms. **(fig 2)**
3. Be sure to reattach puncture pin to linkage arms with the spring and washers placed correctly. **(fig 2)**
4. Apply small amount of lubricating grease and insert pin into housing with angled edge of pin facing down **(Fig. 2.1)**. Reattach uppermost point of handle to the housing. Secure with large clevis pin and bridge pin.

Gasket Replacement

1. Remove white poly sleeve and pull out existing gasket underneath. **(Fig. 3)**
2. Fold new gasket and insert at bottom of housing. **(Fig. 4)**
3. Reinstall white poly sleeve to push and secure gasket into place.

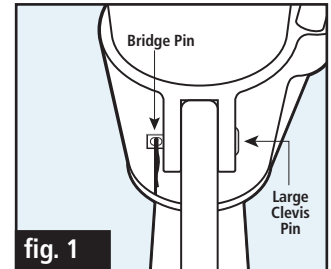


fig. 1

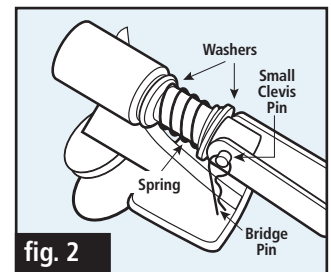


fig. 2

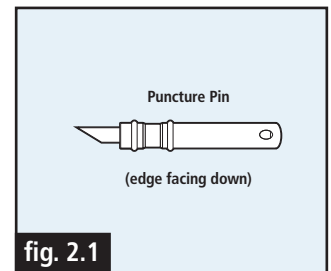


fig. 2.1

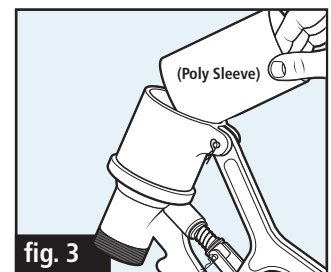


fig. 3

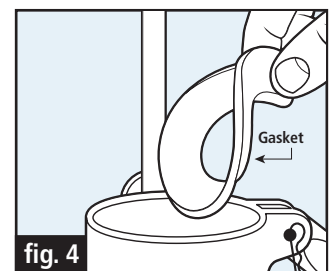


fig. 4



New Pig

One Pork Avenue
Tipton, PA 16684-0304

newpig.com

North America: **1-800-468-4647**

Europe: **+31 (0)76 596 92 50**

China: **+86-21-400 921 5178**

PIG, PIG logo are registered trademarks in USA and other countries. See tm.newpig.com

UK: **0800 919 900**

Outside North America: **+1-814-684-0101**

166102/361137

PIG Aerosol Can Recycler

Frequently Asked Questions

Are empty aerosol cans hazardous waste?

The propellant used in aerosol cans causes cans to react (explode) if subjected to high heat or pressure. Because of this, it meets EPA's definition of "reactivity" [40 CFR 261.23] making aerosol cans a characteristic hazardous waste. Some liquids commonly supplied in aerosol cans may also be listed or characteristic hazards.

What kind of container do I need to connect to the recycling unit?

The Aerosol Can Recycler should be used on a closed-head steel drum, in good condition, that includes both a 2" and ¾" bung, with at least a 30-gallon capacity to allow for proper displacement of compressed gas released during puncturing. The most common size used is a 55-gallon drum because it places the recycling unit at a workable height for most employees. Plastic drums should not be used with the recycling unit.

How do I select the proper gasket size?

Select a gasket, and place it over the dome portion of the aerosol can. For a proper fit and seal, the gasket will sit along the dome portion of the can. If the gasket slips past the dome portion, or is too small to align with the dome, the gasket will not create a proper seal.

How do I remove/install the sealing gasket?

When removing or installing a gasket into the base of the puncture unit, the gasket will have a tight fit and will need to be bent for proper insertion into the retaining ring groove.

Does the unit need to be grounded?

Because many propellants and liquids in aerosol cans are flammable, the antistatic wire helps to promote safe use of the product by draining unsafe static charges that may accumulate, meeting OSHA's requirement for containers to be grounded and bonded during transfers of flammable liquids.

How long do the filters last?

Replace Filter every 3 months as indicated on the Timestrip™ Indicator.

Are the filters hazardous after use?

Due to the variety of chemicals used in aerosol cans, some of which are hazardous, fully saturated carbon filters should be considered hazardous waste unless independently tested to the EPA's guidelines and proven non-hazardous. Please dispose of in accordance to local, state, and federal laws and check with authorities having jurisdiction.

Can I puncture all of my aerosol cans with the same unit?

Many facilities can commingle their aerosol can waste. However, it is best to check the Safety Data Sheet (SDS) for each product that will be punctured to ensure that the liquids in the cans are compatible. For example, corrosive liquids should not be commingled with pesticides.

How long does it take to puncture a can?

It takes about 20 seconds to depressurize and drain an aerosol can.

Does puncturing cans pressurize the collection drum?

No. The filter automatically vents at 3 psi to prevent unsafe pressure from accumulating in the drum.

How much does an empty aerosol can weigh?

Four standard-sized, punctured aerosol cans weigh about 1 pound.

How can I minimize the chance of fugitive emissions?

The filtering media captures a majority of the emissions from the recycling unit. However, some vapors may be emitted through the puncturing unit. To minimize this potential, just leave a punctured can in the chamber to seal off this opening.

How long does it take to fill a drum with liquids from aerosol cans?

A 55-gallon drum will accommodate the liquid from up to 4,200 drained cans.

Will I need an air permit to use the aerosol can recycling system?

Air permits are only needed if you are exhausting 15 or more pounds of propellant per day. As a reference, in a full aerosol can, propellants account for about 15% of the total weight of the can.

Will I need a hazardous waste treatment permit to use this system?

Under OSWER Directive 9432.01(80), puncturing cans does not constitute treatment at the federal level. (Some state regulations supersede this requirement.)