



PIG® DRAINBLOCKER® Curb-Style Drain Cover Instructions




1. Sweep the area surrounding the drain and remove debris to ensure a proper seal.



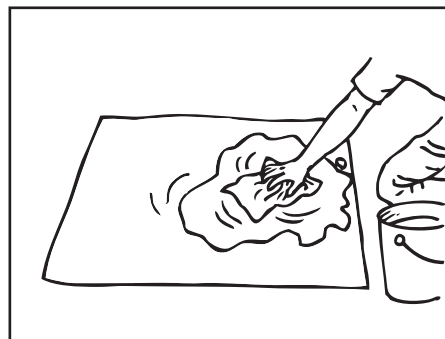
2. Remove the clear protective film from the product and set aside for reuse.




3. Place product over the drain, tacky side down, making sure it overlaps all sides of the drain by at least 3 inches.



4. Press firmly along the edges and drain face to secure the seal.



5. To remove, lift product and clean with a mild soap and water.




6. When the product is completely dry, replace the protective film and return to box the same way it was packaged. Store away from direct sunlight.

Important Notes:

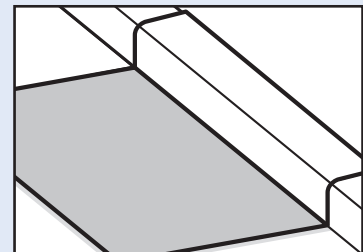
- Product performs best on flat, smooth surfaces free of holes, cracks and other damage
- Never store without protective film in place, or urethane may bond to itself
- Flexibility and seal diminish at temperatures below -30°F
- Inspect regularly when left down for long periods or in areas with heavy or frequent traffic
- Do not store in areas with continuous high humidity or use where temperature exceeds 120°F
- If product comes in contact with hazardous chemicals, always follow your state and local regulations regarding proper decontamination and waste-handling procedures

NOTE: Due to the nature of softer urethane, the physical properties of these products may change over time with exposure to certain environmental conditions like temperature, humidity and UV radiation. Typical product life expectancy is 5 years. Please inspect the stored product regularly to ensure it is in a usable state.

For drains with curb-style AND ground-level openings:



1. Follow steps 1–4 above to install PIG® DRAINBLOCKER® Curb-Style Drain Cover.



2. Cover any exposed ground-level drains with a standard PIG® DRAINBLOCKER® Drain Cover.

Still have questions? In North America, contact us



By Phone:
1-800-HOT-HOGS® (468-4647)

Online:
newpig.com

Email:
hothogs@newpig.com

One Pork Avenue • Tipton, PA 16684-0304